

## Ardwhallan: Wilderness Ranger

Name:

Age:

School/Group:



# Wilderness Ranger Programme

*Each week we will run a different themed session, utilising the outdoor environment and exploring different learning ideas. The aim of this course is to allow you to do new, exciting activities and to discover new ways of learning about and understanding the world around us.*

Throughout this course we will cover the following topics:

- 1 Introduction to Nature**
- 2 Wildlife**
- 3 Trees**
- 4 Wildflowers**
- 5 Ecosystems**
- 6 Our place in Nature**

In our exploration of these topics we will have an opportunity to do some:

- 7 Creative Art**
- 8 Foraging & Tasting**
- 9 Habitat Creation**

We hope that by the end of the course you will have increased your:

- 10 Knowledge of nature and the world around us**
- 11 Understanding of your place in Nature**

**Most importantly we hope you will have learnt something and have had some fun!**

If you require any assistance with this programme please contact [jenny.lantry@sch.im](mailto:jenny.lantry@sch.im) or 07624 375213 during daytime office hours.

# Session One

## *Exploring Nature*

**Location:** Outside

**What you need:**

- Print the booklet OR use some scrap paper
- Camera or colouring pencils/pens/crayons

**Aims:**

- Understand what the ranger program is
- Find some wildlife
- Identify some plants
- Be aware of different types of trees

**What we will cover:**

- Introduction to Nature

**Activity:**

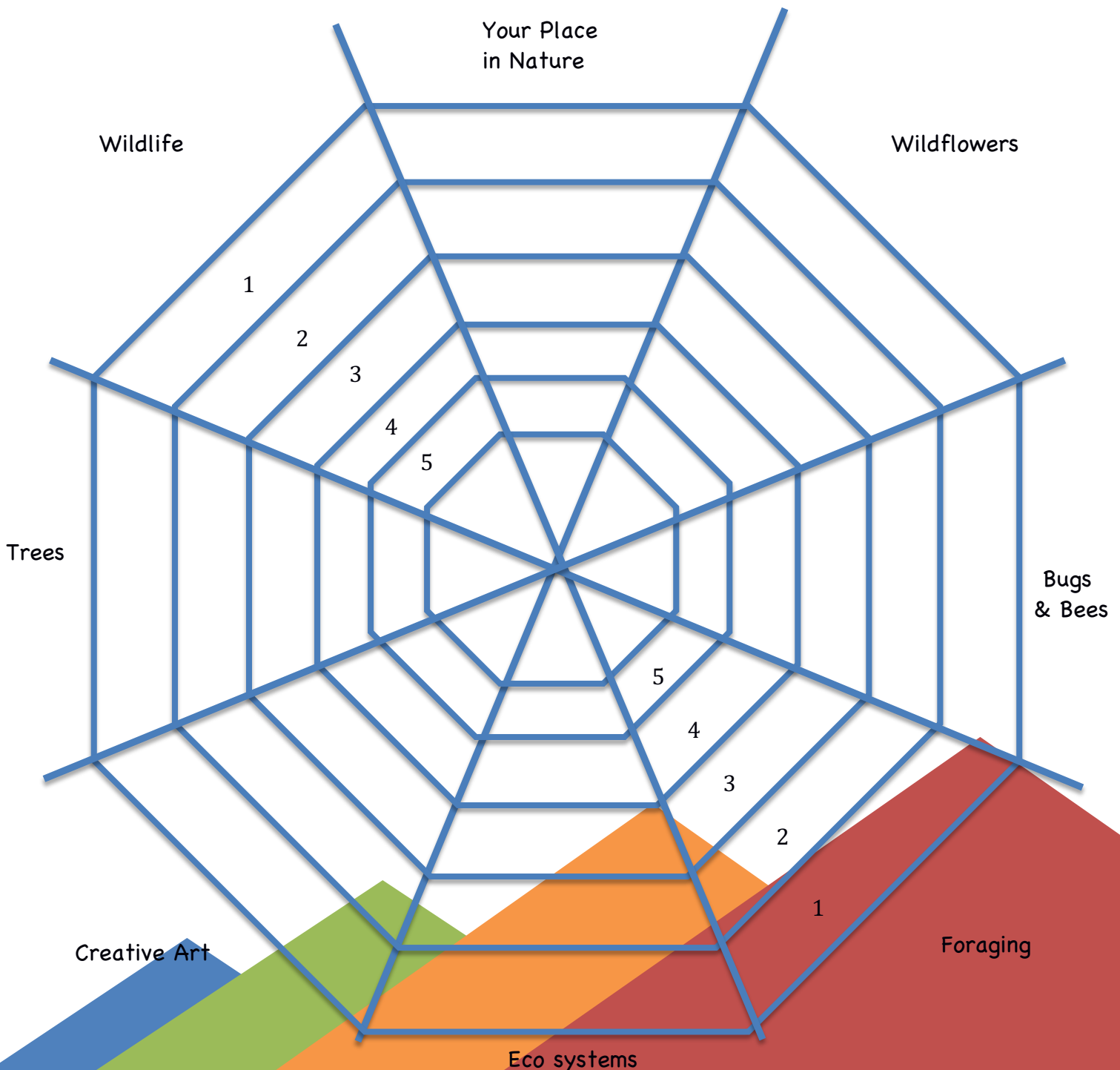
- Tree Hunt
- Plant Search
- Flower Finder
- Animal Ark

**Ranger Work:**

- Spider's web
- Tree, Plant & Flower ID
- Animal Record (Ark)

# Spider's Web

Colour in the web to show how much you know about each topic.  
Colour closer to the middle the more you know, don't worry if you don't know much at the moment! Hopefully we'll get closer to the middle by the end of the course.



## Trees and plant life



The Island is full of many different types of trees, such as Pine, Spruce, Larch and Fir trees in our Plantations and Oak, Sycamore, Horse Chestnut, Beech, Cherry and Palm Trees in our Parks and Glens.




Smaller plant life thrives in Glens and Plantations because the weaker plants get protection from the trees, such as Ferns, Bluebells and Wild Garlic.



Another area where you will find lots of different plants is in and around hedges. Common plants to find might be Foxgloves, Sorrell, Nettles and Brambles



During the spring and summer months flowers bloom creating a colourful glorious smelling environment that allows animal life to thrive.



Examples of these are Bluebells, Primroses, Daisies, Dandelions, Wild Garlic Flowers, Cherry Blossoms and Gorse.



You might be able to find some of these in your own garden, local Park or Glen.

## Go on a Nature Walk, what can you find??

In the boxes below, or on separate pieces of paper (this is your chance to get Arty!), draw or stick photos of what you can find in your garden, local park or glen. Try to give at least 3 examples of each.

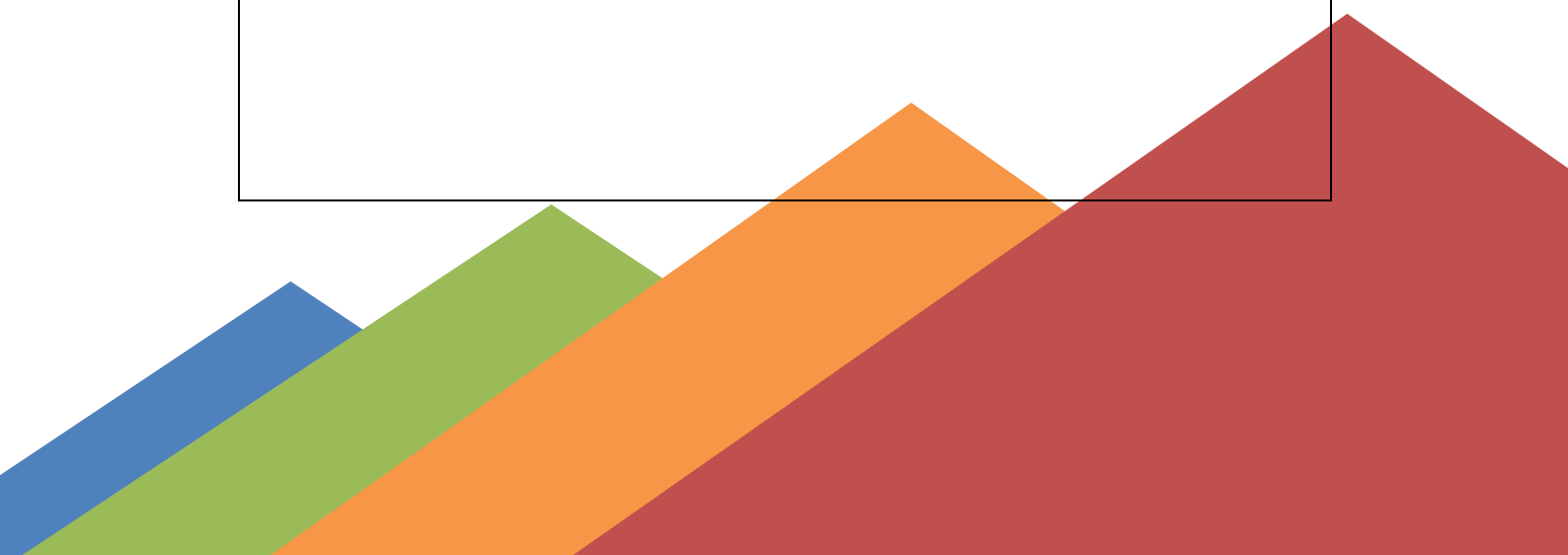
### Trees



## Plants



## Flowers



## Animal life

Like the plant life, animal life comes in all shapes and sizes. From Ants to Wallabies, Oyster Catchers to Butterflies, the Island is home to many different animals. Here are some examples of wild animals you might be able to find:

**Small animals:**  
Catepillars, Ants,  
Bees, Ladybirds,  
Butterfiles, Snails  
and Earth Worms.



**Larger animals:** Gulls, Thrushes, Wild  
Goats, Owls, Rabbits, Ducks,  
Hedgehogs, Pheasants and  
Wallabies.

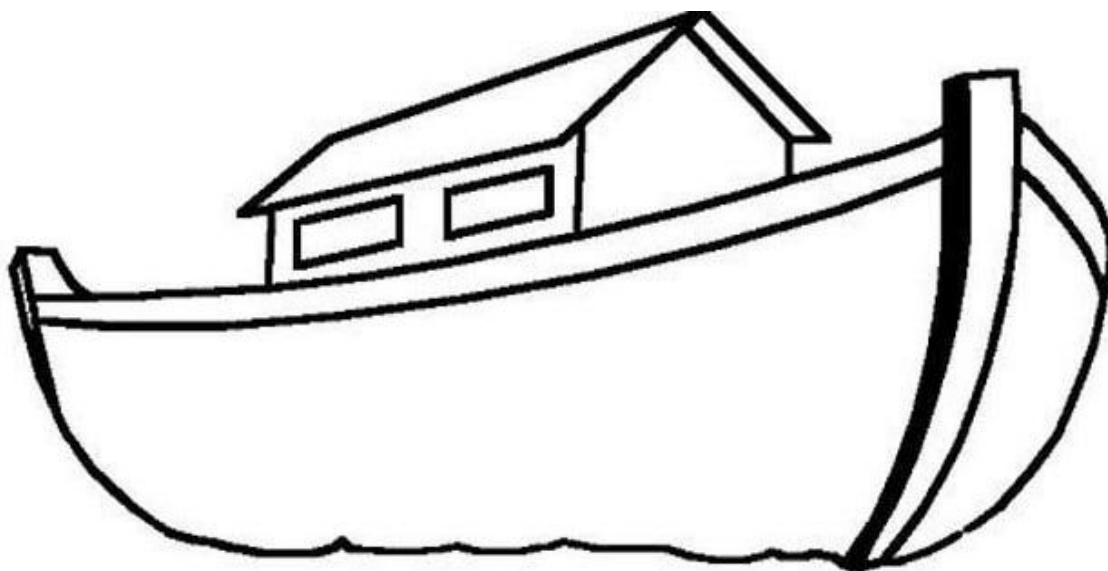




## The Animal Ark

Over the coming week see how many birds, animals and bugs you can spot. Put drawings, names or pictures of the creatures you find in the Ark.

Maybe you could get a larger sheet of paper and draw your own big Ark so you and your family or classmates can all add to it.



Next week we'll be learning more about:

**Trees**